

## Highlights:

---

- 10 mm distance to wall
- Slimline aluminum design
- 4 x 2" high-quality broadband speakers
- Multi-tapping 70V / 100V line transformer
- Finely perforated front grill
- Multi-functional L-shaped wall bracket
- 4° vertical incline angle

## Product information:

---

The LINO series are column speaker series designed for a wide variation of general-purpose applications in acoustic difficult environments, ranging from speech and announcement applications to background music systems. Typical applications are houses of worship, auditoria, presentation rooms, public transportation hubs, ... and many more. They are solid constructed using solid aluminum materials and finished through a rigid finely perforated front grill.

The LINO4 column speaker consists of 4 x 2" low/mid-frequency drives with a 1" central positioned tweeter for the high frequencies. It reaches a power handling of 20 Watt, while a multi-tapping line transformer allows it to be connected in 70V/100V public address systems with power taps for 20W, 10W and 5W (2.5 W for 70V use only). It offers solutions for uniform acoustic performance in any type of system in reverberant venues, while reducing echo and microphone feedback to optimizes the intelligibility of music & speech.

Mounting is done through an L-shaped bracket on top and bottom, offering optimal flexibility for fixation and directional placement. The distance from the speaker to the wall is 10mm, while it can be vertically inclined 4°. Connections are made through multi-tapping terminal block connector and A multi-tapping line transformer allows them to be connected to 70/100V public address systems with various power tapping settings, while connections in low impedance systems are also possible.

\*Given dispersion values are the average beamwidth within the 1 kHz – 4 kHz frequency range (-6 dB - 1/3 oct) , which are critical for the speech intelligibility in the main application field of these loudspeakers.

## Applications:

---

- Education
- Corporate
- Houses of worship



## Impedance:

---

$\Omega$  8 Ohm

## Voltage:

---

 70-100 Volt

## System specifications:

Speaker type		Column speaker
Peak power handling		80 W
Program power handling		40 W
RMS/AES power handling		20 W
Impedance		8 $\Omega$
Sensitivity (1W/1m)		88 dB
Sound Pressure (Max. W/1m)		101 dB
Frequency	Range (-10 dB)	120 Hz - 20 kHz
	Response ( $\pm$ 3 dB)	170 Hz - 15 kHz
Line Transformer Tappings	1	250 $\Omega$ - 100 V / Not used - 70 V / 20 W
	2	500 $\Omega$ - 100 V / 20 W - 70 V / 10 W
	3	1000 $\Omega$ - 100 V / 10 W - 70 V / 5 W
	4	2000 $\Omega$ - 100 V / 5 W - 70 V / 2.5 W
Drivers		4 x 2"
	HF	1"
Connectors		6-pin Euro Terminal Block
Temperature	Operating	-20 - 50 $^{\circ}$ C
Dispersion	Horizontal	160 $^{\circ}$ (-6 dB avg 1 kHz - 4 kHz)
	Vertical	33 $^{\circ}$ (-6 dB avg 1 kHz - 4 kHz)

## Product Features:

Colours		Black & White
Construction		Aluminum
Front finish		Aluminium grill
Dimensions		72 x 414 x 68.3 mm (W x H x D)
Weight		1.81 kg
Accessories	Included	1 x 6-pin Euro Terminal Block Input connectors
		Mounting bracket

## Variants:

- LINO4/B - Black version
- LINO4/W - White version

## Architects' and Engineers' Specifications:

---

The loudspeaker must be a surface-mount column type, consisting of 4 x 2" low/mid-frequency drivers with a 1" central positioned tweeter for the high frequencies, which are fitted inside a slim enclosure.

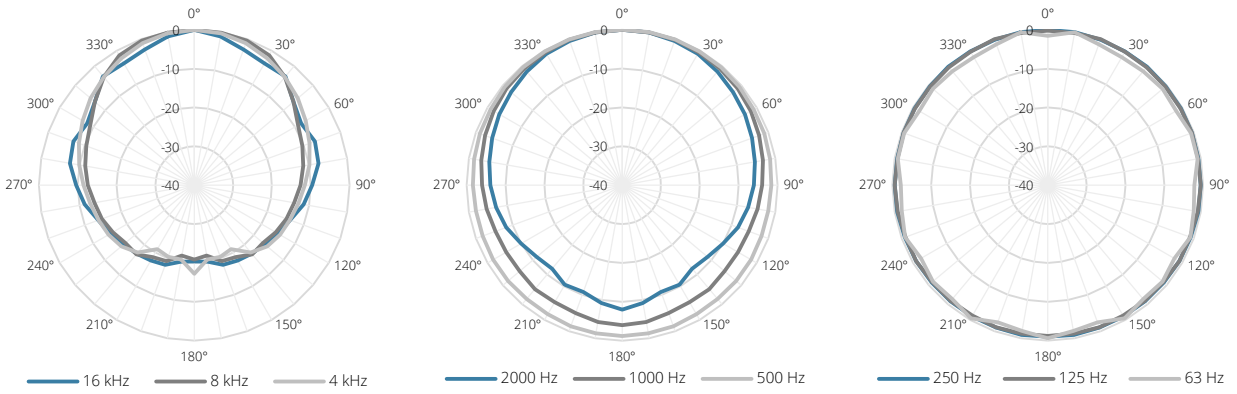
It shall be fitted with a multi-tapping line transformer allowing the speaker for being used in 70/100V public address systems or standard low impedance (8Ω) audio systems. It must have an RMS power handling of 20 Watt with a maximum power handling of 40 Watt and the frequency response ( $\pm 3$  dB) should range from 170 Hz to 15 kHz. The sensitivity must reach 88 dB when measured with an input signal of 1 Watt at a distance of 1 meter, while a maximum continuous sound pressure level of 101 dB should be reached. The nominal dispersion shall be a 160° horizontal and 33° vertical coverage pattern (-6 dB avg 1 kHz - 4 kHz).

The line transformer power taps shall be selectable through a multi-tapping 6-pin terminal block connector on its rear and adjustable in steps of 20W, 10W and 5W for 70/100V (a 2.5W tapping is available for 70V use).

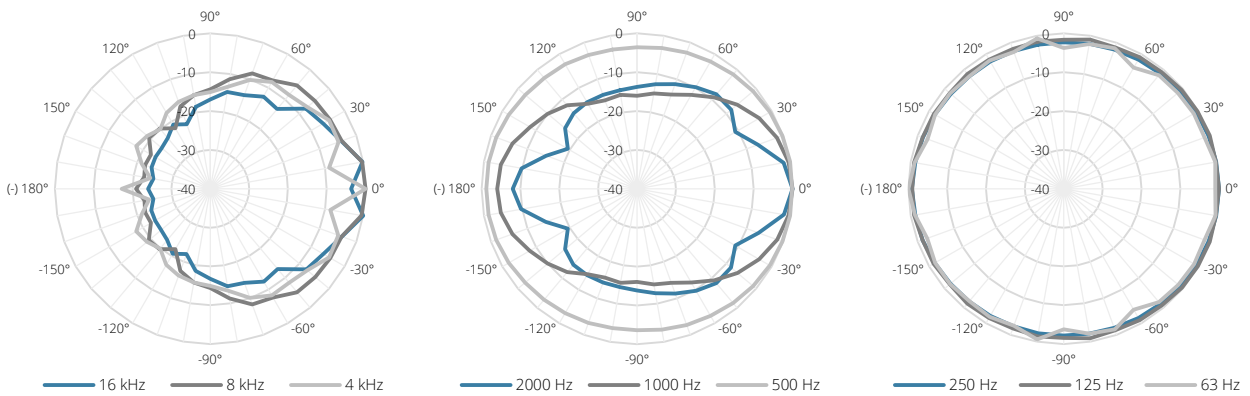
The speakers' enclosure shall be constructed of high-quality aluminum with a fine perforated aluminum front grill. It shall come available in both white (RAL9003) and black (RAL9005) colors. Optimal directional placement shall be possible through an L-shaped bracket on top and bottom. The speakers' enclosure shall be 414 mm high, 72 mm wide and 68.3 mm deep and the weight shall not exceed 1.81 Kg.

# Acoustical data graphs:

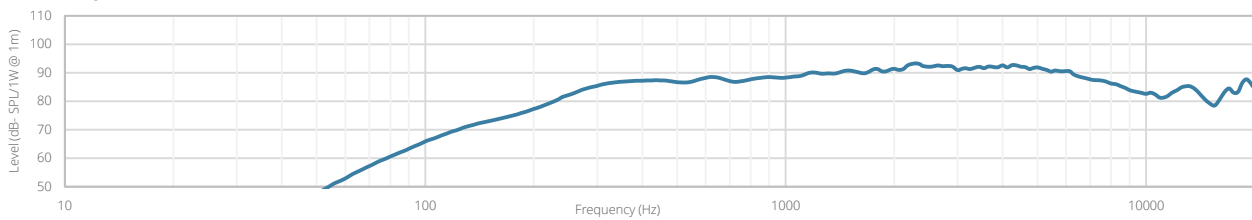
## Horizontal Polars:



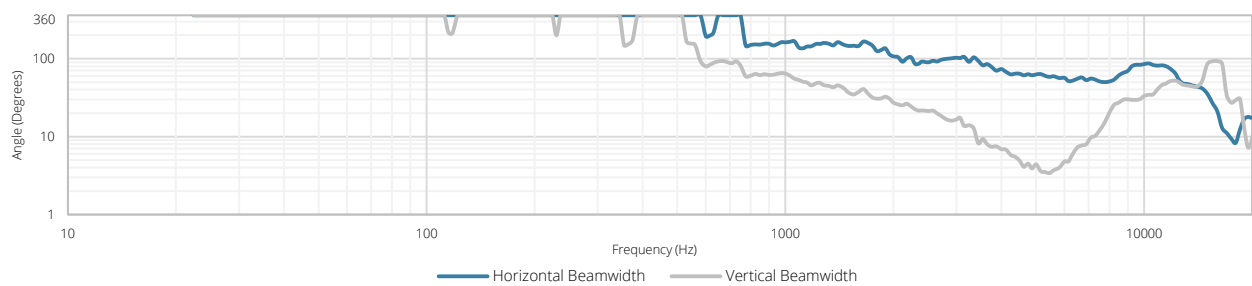
## Vertical Polars:



## Sensitivity:



## Beamwidth (-3dB):



## Directivity index:

