

Highlights:

- High quality 18 mm plywood
- Compact & flexible design
- High performance 18 inch carbon cone driver
- Exceptional strength and efficiency
- 1800 Watt program power
- 129 dB of Max. SPL
- Integrated carry handles
- 35 mm pole adapter option
- Recessed connector dish

Product information:

The BASO cabinets are universally useable passive bass cabinets. Their bass reflex design is engineered to be as compact as possible while giving the maximum performance in terms of sound quality and pressure. Their enclosures are crafted out of sturdy high-quality plywood while their elegant design enables them to be placed in any environment.


The BASO18 is loaded with a 18" high-performance woofer constructed using a woven carbon speaker cone which exceptional strength and light weight of the results in drastically reducing the break-up, thus ensuring a high level of efficiency and excellent transient response. It has a Max power handling of 1800 Watt, with an RMS rating of 900 Watt. The strength of this loudspeaker originates from a 4" voice coil which is allowed to extra long excursions. Displacements are precisely controlled by the dual low-loss suspension resulting in a superior linear behaviour.

These carefully selected high-grade materials in collaboration with accurate acoustical craftsmanship results in an impressive combination of punch and low frequency extension without compromises. The highly efficient design results in a sensitivity of 96 dB with a capability of continuous sound pressure production up to 129 dB. The frequency response ranges from 32 Hz up to 300 Hz while going down to 30 Hz at -10 dB. The enclosure is compact designed without any sacrifice to robustness due to the 18 mm high-quality plywood material finished with structured coating.

The integrated carry handles and possibility to add an optional 35 mm pole adapter improve its mobility. Connections are made using two speakon compatible connectors located in a recessed connector dish, allowing link-through to other cabinets. This also allows close placement to any wall or corner.

Applications:

- Clubs
- Museums & Themeparks
- Sporting facilities
- Events
- Bars & Restaurants



Impedance:

Ω 8 Ohm

System specifications:

Speaker type	18" Bass reflex cabinet	
Peak power handling	3600 W	
Program power handling	1800 W	
RMS/AES power handling	900 W	
Impedance	8 Ω	
Sensitivity (1W/1m)	96 dB	
Sound Pressure (Max. W/1m)	125 dB	
Frequency	Response (\pm 3 dB)	32 Hz - 300 Hz
	Range (-10 dB)	30 Hz - 1 kHz
Bass reflex tuning frequency	38 Hz	
Connection	2 x heavy-duty SpeakON NLT4MPBAG (linkthrough)	
Drivers	18" carbon cone with dual suspension (low-loss) and 4" high excursion voice coil	

Product Features:

Dimensions	520 x 619 x 615 mm (W x H x D)	
Weight	41.1 kg	
Operating temperature	-20 °C ~ 60 °C	
Construction	18 mm plywood with structured coating	
Mounting & handling	Rigging points	3 x M10
	Stand fitting	Optional 35 mm pole adapter
	Carry handles	Integrated carry handle on both sides
Colours	White (RAL9003) (BASO18/W)	
	Black (RAL9004) (BASO18/B)	
Front finish	Steel grill (18 gauge)	
Accessories	Optional	CHB196 35 mm pole adapter

Variants:

- BASO18/B - Black
- BASO18/W - White

Shipping & Ordering:

Packaging	Cardboard box
Shipping weight & volume	41 kg - 0.23 Cbm

Architects' and Engineers' Specifications:

The subwoofer shall incorporate a 18" transducer with 4" voice coil and powerful ferrite type magnet which is loaded into a bass reflex front loaded enclosure. A dual low-loss suspension shall be used, precisely controlling voice coil displacements and resulting in a superior linear behaviour. The enclosure shall have a compact rectangular shape with curved front finishing and an elegant powdercoated steel grill which is lined with an acoustically transparent backing. The rear must have a trapezoidal shape while top and bottom corners are bevelled.

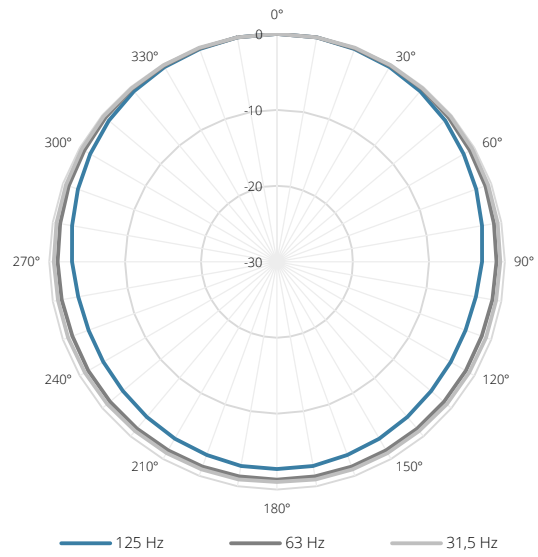
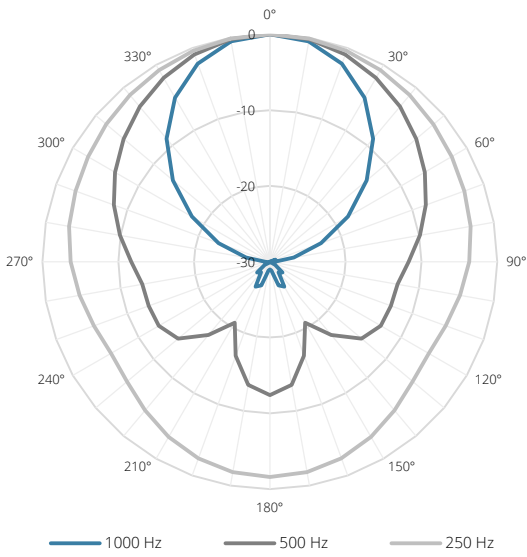
The construction shall be made using 18 mm thick plywood finished with a structured coating which comes available in both black (RAL9004) & white (RAL9003) colour. Input connectors shall be parallel wired using speakon compatible connectors fitted in a re-cessed connector dish allowing close placement to any wall or corner. Two integrated carry handles and an (optional) 35 mm pole adapter shall be provided, improving the mobility of the system.

It shall have an RMS power handling of 900 Watt, a maximum power handling of 1800 Watt and an impedance of 8 Ohm. The frequency response (-10 dB) shall range from 30 Hz to 1 kHz with a bass reflex tuning frequency of 38 Hz. The sensitivity shall be 96 dB when measuring with an input signal of 1 Watt at a distance of 1 meter, while the maximum continuous sound pressure level shall reach 129 dB.

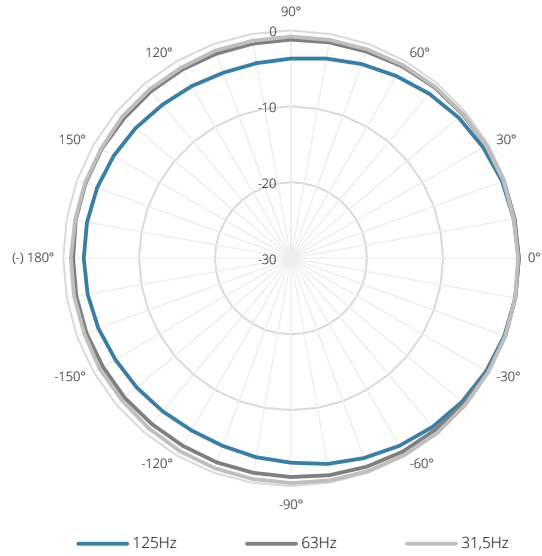
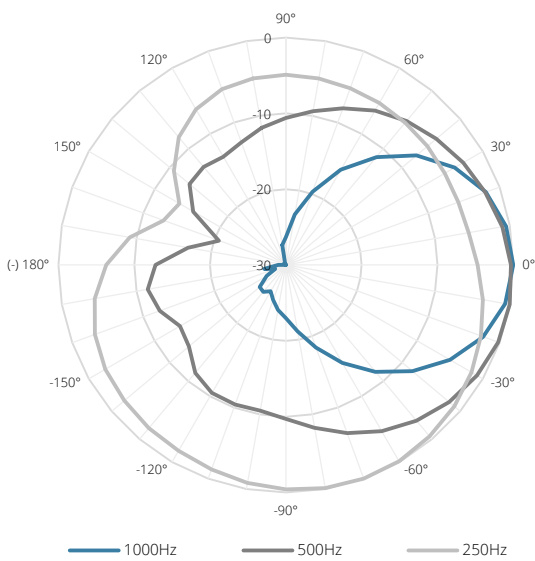
The system's enclosure shall be 619 mm high, 520 mm wide and 615 mm deep and the weight shall not exceed 41.1 Kg

Acoustical data graphs:

Horizontal Polars:



Vertical Polars:



Sensitivity:

